



can-am®

OFF-ROAD LINEUP

WE'RE BUILT FOR THIS



HERE'S TO A NEW EXPERIENCE OFF-ROAD

From the instant you turn on the ignition, you'll notice things are different on a Can-Am. Here, innovation and progress stop for nothing. Weather? Seasons? Difficult terrain? Tough jobs? If you can dream it, we've probably done it. Now it's your turn.



SOME PRODUCTS MAY NOT BE AVAILABLE OR HOMOLOGATED IN YOUR REGION. CONTACT YOUR DEALER FOR MORE INFORMATION.

can-am



**THE NEW DEFENDER:
DO IT WELL, AND
THEN SOME.**

6

SSV

6 Defender

12 Maverick X3

16 Commander

ONLY CAN-AM ACCESSORIES OFFER TRUE



**FIT &
COMPATIBILITY**



**QUALITY &
RELIABILITY**



**STYLE &
VISION**

**SEE OUR LINEUP
OF ACCESSORIES,
GENUINE PARTS,
AND RIDING GEAR
ONLINE OR AT A
CAN-AM DEALER.**



ATV

20 Outlander 450/570

22 Outlander

26 DS Youth

28 Exclusive
Can-Am Features



DESIGNED FROM THE RIDER
DOWN, FOR ANYTHING:
THE 2020 OUTLANDER.

22

BUILT FOR THOSE WHO RIDE TO FEEL ALIVE
& CONNECTED TO THE LAND.

SSV

DEFENDER
MAVERICK X3
COMMANDER





ADAPT YOUR CAN-AM SSV FOR NEARLY ANYTHING—THRILL RIDES, CHORES & THE HUNT—IN A FEW CLICKS.

OUR COMPLETE RANGE OF ACCESSORIES IS ONLINE
— VISIT [CAN-AMOFFROAD.COM](https://www.can-amoffroad.com) FOR DETAILS

can-am
DEFENDER



**NEW 2020 DEFENDER:
REDESIGNED WITH
STRENGTH TO SPARE.**

Ready to do more? Here are just the highlights: Up to 82 horsepower and class-leading 69 lb-ft of torque, 2,500 lb (1,134 kg) towing and 1,500 lb (680 kg) payload. Redesigned suspension. Stronger frame. The revised Defender is ready to get it done—with capability to spare.

GET COMFORTABLE

When the work is done, rides shouldn't be a chore. That's why Defender is engineered for refinement, even if you're towing at capacity or fencing. From its improved insulation to thicker firewall, redesigned exhaust, and CVT cover, Defender lets its work speak for itself.

REDESIGNED DOUBLE A-ARM SUSPENSION

The spec sheet is one thing; reality is another. That's why the revised Defender rises to any challenge with up to 11 inches of suspension travel and 13" of ground clearance. You can credit the new 64" Arched Double A-Arm front and 64" Arched Trailing Tube Arm (TTA) rear suspension for better stability, a surefooted response, and improved strength.



SOME PRODUCTS MAY NOT BE AVAILABLE OR HOMOLOGATED IN YOUR REGION. CONTACT YOUR DEALER FOR MORE INFORMATION.

MADE STRONG &
READY TO TAKE
YOUR BEST WORK
ANYWHERE

INDUSTRY
CLASS-LEADING

69

LB-FT OF TORQUE

- 30% LARGER RADIATOR

UP TO

82

HORSEPOWER

3 ROTAX ENGINES

- EFFICIENT HD5
- CAPABLE HD8
- CLASS-LEADING HD10

UP TO

13"

[33 CM]

GROUND CLEARANCE

- REDESIGNED SUSPENSION
- NEW ARCHED A-ARMS

30%

INCREASED
FRAME RIGIDITY

- TOW UP TO 2,500 LB [1,134 KG]
- LIGHTER DUAL PHASE STEEL

MOST RIGID FRAME

Reinforced from its dual phase steel frame on up, the new Defender is 30% more rigid with less overall weight—despite adding several key reinforcements.

TRUE CAN-AM DNA

Starting at the front, check out the redesigned hood and grille for better cooling. Inside, a new 4.5" display or a 7.6" display with keypad ensure essential functions are always at hand.



PEACE OF MIND
COMES STANDARD

EXPLORE DEFENDER LINEUP

P8-P11



COLOR CHART

- Hyper Silver
- Iron Gray & Manta Green
- Squadron Green
- Yellow

DEFENDER

DO IT ALL, AND THEN SOME.

The toughest, most capable Can-Am ever—exceptional work abilities and adaptable to any use at a price too good to pass up.



DEFENDER

DEFENDER DPS

TAKE THE REIGNS.

Dynamic Power Steering (DPS) makes for a workhorse that drives well at every turn. Fill the adaptable storage, engage 4WD, and drive the best without stretching your wallet.



DEFENDER DPS



DEFENDER MAX DPS

	KEY FEATURES	DEFENDER		DEFENDER DPS	
Engines	Rotax V-Twin Engine Options	HD8		HD5	HD8
	Horsepower	50 hp		38 hp	50 hp
	PRO-TORQ Transmission with Quick Response System (QRS), High Air Flow Ventilation and Electronic Drive Belt Protection	✓		N/A	✓
	Rear Differential with Turf Mode and Visco-Lok QE	Rear Differential with Turf Mode		Visco-Lok QE	✓
Suspensions	Dynamic Power Steering (DPS)	N/A		✓	✓
	Double A-arm front suspension / TTA rear suspension with sway bar	✓		✓	✓
Tires / Wheels	Tires / Wheels	25" Maxxis M923J Tires / 12" Steel Wheels		25" Maxxis M923J Tires / 12" Cast Aluminum Wheels	27" Maxxis Bighorn 2.0" Tires / 14" Cast Aluminum Wheels
	Length / Width / Height	121 x 62 x 76 in. (307.1 x 157.5 x 193 cm)		121 x 62 x 76 in. (307.1 x 157.5 x 193 cm)	121 x 62 x 76 in. (307.1 x 157.5 x 193 cm)
Dimensions / Capacities	Ground Clearance	11" (28 cm)		10.5" (26.7 cm)	11" (28 cm)
	1,000 lb (454 kg) Cargo Box Capacity / 2,500 lb (1,134 kg) Towing Capacity	✓		1,000 lb (454 kg) / 1,500 lb (680 kg)	✓
	10.6 Gal (40 L) Fuel Capacity	✓		✓	✓
	VERSA-PRO Bench Seat with Flip-Up Passenger Seats, Underside Hooks and Contoured Bench	✓		✓	✓
Features	2" (5 cm) Hitch Receiver and Adjustable Tilt Steering	✓		✓	✓
	Specific to Package	Integrated front steel bumper, HMWPE central skid plate		Integrated front steel bumper, HMWPE central skid plate	Integrated front steel bumper, HMWPE central skid plate
	1 Year Maintenance Free	✓		✓	✓
	Tow Bar	✓		✓	✓
	Available in 6-Passenger Configuration	✓		✓	✓
	4,500-lb (2,041 kg) winch with roller farlead	✓		✓	✓
	Color Options (Some color options may not be available in MAX version)				 (Max only)

DEFENDER PRO (PACKAGE)

FOR WHEREVER YOU MAY ROAM.

You challenged us, and we delivered the toughest, most capable, and most clever Can-Am ever. It'll excel at everything you demand on it with additional accessory to make your ride more comfortable. The Defender pulls out the stops—and hauls them away.



DEFENDER PRO (PACKAGE)

DEFENDER XT

EQUIPPED TO GET IT DONE.

Full exterior protection and factory installed winch plus choice accessories from bumper to bumper—the Defender XT is ready when you are.



DEFENDER XT

DEFENDER X mr

FORCE OF NATURE.

Torture-tested to dominate changeable conditions, this workhorse is mud-ready from winch to tail, including snorkeled intakes and Smart-Lok.



DEFENDER X mr



DEFENDER MAX XT

DEFENDER PRO (PACKAGE)	DEFENDER XT	DEFENDER X mr
HD8	HD10	HD10
50 hp	82 hp	82 hp
✓	✓	✓
✓	✓	Rear Differential with Turf Mode and Smart-Lok
✓	✓	✓
	Arched Double A-Arm Front Suspension / Arched TTA with External Sway Bar	✓
27" Maxxis Bighorn 2.0† Tires / 14" Cast Aluminum Wheels	27" Maxxis Bighorn 2.0† Tires / 14" Cast Aluminum Wheels	30" ITP Cryptid Tires / 14" Cast Aluminum wheels
120 x 62 x 76 in. (305 x 157.5 x 193 cm)	125.7 x 64 x 80 in. (319.4 x 162.5 x 203.2 cm)	129.4 x 67 x 82 in. (328.6 x 169.4 x 208.3 cm)
11 in. (28 cm)	13" (33 cm)	15" (38.1 cm)
✓	✓	✓
✓	✓	✓
✓	Reinforced XT Seat Skin	Reinforced Seat Skin Featuring X Package Trims
✓	✓	✓
Protection: Integrated front steel bumper, Central HMW skid plate Full hard roof, 3-position full glass tilt up windshield with wiper/ washer kit, Clear rear deflect	XT Front Bumper, HMWPE Full Skid Plate, Full Hard Roof	Heavy-Duty Front Steel Bumper, HMWPE Full Skid Plate, Aluminum Rock Sliders, Mudguards
✓	✓	✓
	✓	
	✓	

NEW 2020 DEFENDER
PRO DPS (PICK-UP) HAULS
LIKE NO OTHER CAN-AM.



Built to do more from Day 1, the new Defender Pro (Pick-Up) combines an industry-leading bed with the power to use it to capacity.

Defender Pro (Pick-Up) tackles the big jobs, and then some — not limited to farming, ranching or hunting, it's your workspace to tow, load, stack and finish the job.

CAPABLE

For work or recreation, Defender Pro (Pick-Up) has the storage capacity you need, along with a 27 sq ft 4.5 ft x 6 ft (1.37 m x 1.82 m) bed that converts to a flat platform—with a mighty 1,000 lb (453.5 kg) of cargo capacity and 2,500 lb (1,134 kg) of towing to back it all up.

TOUGH

Handle any terrain with the toughness to go wherever you want: Maxxis Bighorn 2.0' 28" tires with 14" cast-aluminum wheels mean deep mud, rough trails, and even construction sites are driven with ease.

CLEVER

This is just the start: Standard features include lower storage 83.6 gal (316.5 L), removable side panels, arched front and rear suspension for added clearance, High Molecular Weight Polyethylene (HMWPE) skid plates and tough front steel bumper. You'll only have to worry about getting it clean again.

STRETCH YOUR EXPECTATIONS FOR WHAT CAN BE DONE

6'
[1.8M]
LENGTH OF CARGO CAPACITY

- LOAD UP FOR ANY JOB
- CARRY & MOUNT EQUIPMENT
- REMOVABLE SIDE PANELS AND TAILGATE

UP TO
13"
[33 CM] GROUND CLEARANCE

- WORK ACROSS ROUGH TERRAIN WITH EASE

INDUSTRY LEADING
69
LB-FT OF TORQUE

- AND 82 HP FOR POWER & TORQUE TO GET IT DONE

DEFENDER PRO DPS (PICK-UP)

MORE THAN JUST A PICK-UP.

From its full-sized cargo / flat bed to integrated storage and better capability in every way, Defender Pro (Pick-Up) hauls like no other Can-Am.



NEW

DEFENDER PRO DPS (PICK-UP)

KEY FEATURES

Engines	Rotax V-Twin Engine Options
	Horsepower
	PRO-TORQ Transmission with Quick Response System (QRS), High Air Flow Ventilation and Electronic Drive Belt Protection
Suspensions	Visco-Lok [®] QE
	Dynamic Power Steering (DPS)
Tires / Wheels	Arched Double A-Arm / Arched TTA with External Sway Bar
	Tires / Wheels
Dimensions / Capacities	Length / Width / Height
	Ground Clearance
	Cargo Box Capacity
	Estimated Dry Weight*
	Wheelbase
	Cargo Box Dimensions
	Lower Storage
Features	Towing Capacity
	Payload Capacity
	Specific to Package
	1 Year Maintenance Free
Color Options	

DEFENDER PRO DPS (PICK-UP)

	HD10
	82 hp
	✓
	✓
	✓
	✓
	28" Maxxis Bighorn 2.0 ^t Tires / 14" Cast-Aluminum Wheels
	153 x 64 x 78" (390 x 163 x 198 cm)
	13" (33 cm)
	1,000 lb (454 kg)
	1,833 lb (831.5 kg)
	115.5" (294 cm)
	72 x 54.5 x 10" (180.3 x 138.4 x 25.4 cm)
	Lower Storage 83.6 Gal (316.5 L)
	2,500 lb (1,134 kg)
	1,700 lb (771 kg)
	Rear Differential with Turf Mode, Multifunction Cargo Box with Lower Storage, VERSA-PRO [®] Bench Seat
	✓
	<input type="checkbox"/> White

can-am

MAVERICK X3



The X3 wasn't built for leisurely drives in the countryside. It was built to make your eyeballs rattle in your head. From its aggressive future-forward design to its Ergo-Lok' cockpit that puts the driver at the heart of the vehicle, it's engineered to feast on any terrain with up to 195 turbocharged horsepower.

12 CAN-AM MAVERICK X3

TURBO RR ENGINE

The new Turbo RR with 195 horsepower is a chart-topper from Day 1 with more durable pistons, larger turbocharger and injectors, a less restrictive airbox, new intercooler and increased cooling capacity.

NEW SUSPENSION CALIBRATION ON 72" MODELS

Get up to 16 inches (40.6 cm) of ground clearance, with revised suspension that adds 1 inch (2.5 cm) of clearance to the Maverick X3* to stand tall over any challenge or terrain. Adjust the dampers to tune the ride for anywhere you roam.

*Except Maverick X3 X rs Turbo R


HIGHEST PERFORMANCE

Without question, you're looking at the highest performance machine — with up to 24 inches (55.9 cm) of suspension travel and 195HP. In addition, you can customized your perfect Maverick X3 with hundreds of available accessories.

CAN-AM
**WINNER
FINKE
DESERT RACE 2019**

Australia's Greatest Desert Race

**INDUSTRY-LEADING
195 HORSEPOWER**



TOBY PRICE CHOOSES CAN-AM

*"Really stoked with the Can-Am Maverick X3.
It's an amazing thing."*

Toby Price (2019 Dakar Rally winner and 6-time Finke champion)

THIS IS HOW
HIGH WE'VE
SET THE BAR...
AGAIN

195

HORSEPOWER

TURBO RR ENGINE

- STRONGER PISTONS,
LARGER TURBO &
INTERCOOLER
- REVISED COOLING

UP TO

16"

[41 CM]
GROUND CLEARANCE

- ON 72" (183 CM)
X-PACKAGE
MODELS

AVAILABLE

32"

TIRES

- ON X3 X RC
- AVAILABLE
15-IN BEADLOCK
WHEELS

UP TO

24"

[61 CM]

SUSPENSION TRAVEL

- INDUSTRY-LEADING
TRAVEL FOR BEST
COMFORT, IMPACT
ABSORPTION

EXPLORE MAVERICK X3 LINEUP

P14-P15



MAVERICK X3 X ds

MOVE LIKE A FOX.

Front and rear FOX HPG shocks are serious hardware to help you harness all 195 horses on any terrain, anywhere—and do it all again tomorrow.



MAVERICK X3 X ds

MAVERICK X3 X rs

BUILT FOR THE VICTORY LAP.

Run at the front of any pack with 195 horsepower, FOX 3.0 PODIUM RC2 with bypass suspension, Smart-Lok differential featuring Trail Activ mode—and up to 4 seats.



MAVERICK X3 X rs



MAVERICK X3 MAX X rs

KEY FEATURES

	MAVERICK X3 X ds	MAVERICK X3 X rs
Engines	Turbo RR	Turbo RR
Horsepower	195 hp	195 hp
Quick Response System (QRS) CVT with High Air Flow	✓	✓
Turbocharged Triple-Cylinder Engine, Liquid Cooled and High-Performance Air Filter	Integrated Intercooler	Integrated Intercooler
Selectable 2WD / 4WD with Visco-Lok Front Differential	Lockable Front Differential with Exclusive Smart-Lok* Technology. True 4-Mode Traction System: 2WD / 4WD with Front Diff. Lock / 4WD TRAIL ACTIV / 4WD TRAIL	Lockable Front Differential with Exclusive Smart-Lok* Technology. True 4-Mode Traction System: 2WD / 4WD with Front Diff. Lock / 4WD TRAIL ACTIV / 4WD TRAIL
High torque Tri-Mode Dynamic Power Steering (DPS)	✓	✓
Suspensions	Double A-Arm Front Suspension / 4-Link Torsional Trailing-Arm X (TTX) Rear Suspension with Sway Bar	✓
Front and Rear FOX 2.5 PODIUM Piggyback with QS3 Compression Adjustment Shocks	FOX [®] 2.5 PODIUM RC2 ¹ Piggyback	FOX [®] 2.5 PODIUM RC2 ¹ Piggyback with Bypass / FOX [®] 3.0 PODIUM RC2 ¹ Piggyback with Bypass
Suspension Travel	20" (50.8 cm) / 20" (50.8 cm)	22" (55.9 cm) / 24" (61 cm)
Tires / Wheels	29" Maxxis Bighorn 2.0 ¹ Tires	30" Maxxis Bighorn 2.0 ¹ Tires / 14" Cast Aluminum Wheels
Dimensions	Length / Width / Height	132 x 64 x 65.7 in. (335.3 x 162.5 x 166.9 cm)
Ground Clearance	14" (35.6 cm)	16" (40.6 cm)
Features	200 lb (91 kg) Rack Capacity with LinQ Quick-Attach System	✓
Dual Phase 980 Steel Cage & Chassis	✓	✓
RF Digitally Encoded Security System (D.E.S.S. [™]) with Start/ Stop button	✓	✓
Specific to Package	Integrated Front Bumper, HMWPE Full Skid Plate, Quarter Doors, Rear Tow Hook	Integrated Front Bumper, Heavy-Duty HMWPE Full Skid Plate, Quarter Doors, Full Roof, 4-Point Harness with Shoulder Pads, Rear Tow Hook
Available in 4-Passenger Configuration	N/A	✓
Color Options		

MAVERICK X3 X rc

FULL OF ALTITUDE.

Conquer the last mile with rock-specific Smart-Lok differential tuning, upgraded FOX 3.0 PODIUM RC2 with bypass shocks, winch and full protection for whoops and rocky ridges alike.






MAVERICK X3 X rc



MAVERICK X3 X rc
Turbo RR
195 hp
✓
Integrated Intercooler
Lockable Front Differential with Exclusive Smart-Lok* Technology. True 4-Mode Traction System: 2WD / 4WD with Front Diff. Lock / 4WD ROCK / 4WD TRAIL
✓
Trophy Truck Inspired Arched Double A-Arm with Sway Bar
FOX® 2.5 PODIUM RC2 ¹ Piggyback with Bypass / FOX® 3.0 PODIUM RC2 ¹ Remote Reservoir with Bypass
22" (55.9 cm) / 24" (61 cm)
32" Maxxis Liberty Tires / 15" Cast Aluminum Beadlock Wheels
134.5 x 72.8 x 68.5 in. (341.6 x 184.9 x 174 cm)
16" (40.6 cm)
✓
✓
✓
Front Bumper, Heavy-Duty HMWPE Full Skid Plate with Differential and Under Bumper Skid Plates, Quarter Doors, UHMWPE Rock Sliders, HMWPE Front and Rear Suspension Arm Protectors, Rear Tow Hook
N/A



COLOR CHART

-  Dazzling Blue
-  Mineral Grey, Mantra Green
-  Orange Crush

EVERYTHING YOU NEED IN A SIDE-BY-SIDE, AND THEN SOME

The Commander combines proven power and capability for off-road rides that go as far as you'll let them. With the 2-rider version, it's ready to earn your respect —without breaking a sweat.

EXPLORE COMMANDER DPS, XT AND LIMITED



COLOR CHART

- Boreal Green
- Squadron Green
- Asphalt Gray

COMMANDER DPS

STEER DOWN THE RIGHT PATH.

Tri-Mode Dynamic Power Steering (DPS) is what sets this model apart, with added comfort and control—especially in tight turns and on rough terrain.



COMMANDER DPS

COMMANDER XT

WELL EQUIPPED FROM DAY 1.

The right features, power, and price—the Commander XT has a best-in-class engine, versatile dual level cargo box, and all-day rider comfort as standard.



COMMANDER XT

KEY FEATURES

	COMMANDER DPS	COMMANDER XT
Engines	Rotax V-Twin Engine Options 800R	1000R
Horsepower	71 hp	92 hp
Selectable 2WD / 4WD with Visco-Lok Front Differential	✓	✓
Dynamic Power Steering (DPS)	✓	✓
Suspensions	Double A-Arm Front Suspension / TTA Rear Suspension with Sway Bar	✓
Front and Rear Twin Tube Gas Charged Shocks	✓	✓
Tires / Wheels	27" Maxxis Bighorn 2.0 ¹ / 14" Cast Aluminum Wheels	27" Maxxis Bighorn 2.0 ¹ / 14" Cast Aluminum Wheels
Dimensions	Length / Width / Height 118.3 x 61.2 x 72 in. (300.4 x 155.6 x 182.9 cm)	120.2 x 62.5 x 72 in. (305.4 x 158.8 x 182.9 cm)
Ground Clearance	11" (28 cm)	11" (28 cm)
600 lb (272 kg) Dual Level Cargo Box Capacity / 1,500 lb (680 kg) Towing Capacity	✓	✓
10 Gal (37.8 L) Fuel Capacity	✓	✓
Anti-Theft System (D.E.S.S.)	✓	✓
Features	Protection N/A	Heavy-Duty Front Bumper, Mudguards, Bed Rails
Color Options		

COMMANDER LIMITED

LOADED WITH POTENTIAL.

From its powerful Rotax engine to adjustable FOX 2.0 PODIUM QS3 shocks and full suite of standard features, the only thing limited is your free time.



COMMANDER LIMITED

COMMANDER LIMITED	
	1000R
	92 hp
	✓
	✓
	✓
FOX® 2.0 PODIUM Piggyback with QS3 ¹ Compression Adjustment	
27" Maxxis Bighorn 2.0 ¹ / 14" Cast Aluminum with Machined Finish Wheels	
120.2 x 62.5 x 72 in. (305.4 x 158.8 x 182.9 cm)	
	11" (28 cm)
	✓
	✓
	✓
Heavy-Duty Front Bumper, Mudguards, Bed Rails, Half Windshield, Rear Net, Two-Piece Full Hard Roof	



DESIGNED FROM THE RIDER DOWN TO SEE,
DO, & CHALLENGE ANYTHING OFF-ROAD.

ATV

OUTLANDER 450/570

OUTLANDER

DS





EVERY CAN-AM ATV IS READY FOR ANYTHING. GO ONLINE TO SEE EVERY WORK, PLAY & HUNTING UPGRADE.

OUR COMPLETE RANGE OF ACCESSORIES IS ONLINE
— VISIT CAN-AMOFFROAD.COM FOR DETAILS

can-am

OUTLANDER 450/570

EVERYDAY
EFFICIENT
PERFORMANCE
THAT NEVER
SKIPS A BEAT

UP TO
48

HORSEPOWER

- EFFICIENT, HARDWORKING ROTAX ENGINES WITH 38 [450] OR 48 [570] HORSEPOWER

1,300^{lb}

TOWING CAPACITY

- CAPABLE OF TOWING 1,300 LB (590 KG), FOR HAULING WITH EASE

360^{lb}

RACK CAPACITY

- STEEL RACKS WITH LINQ QUICK-ATTACH SYSTEM FOR ACCESSORIES
- COMBINED 360 LB (163 KG) RACK CAPACITY (FRONT: 120 LB [54 KG], REAR: 240 LB [109 KG])

You're looking at one of the toughest and most robust ATVs on the market. The Outlander 450/570 is proven to deliver when adventure's around the corner, the job gets harder than expected, or the hunt is calling. Get big abilities—and class-leading power—no matter which Rotax engine you choose.

TOUGH

Tough and reliable, the Can-Am Outlander 450/570 is a workhorse that's just as durable as you are and can be outfitted for nearly any use.

CAPABLE

Enjoy the confidence that comes with a heavy-duty vehicle capable of keeping up with your toughest days and delivering an enjoyable ride, every time.

DESIGN

Outlander is distinctly built from the rider down, from its controls to the seating position and chassis layout optimized for all-day comfort.



EXPLORE OUTLANDER 450/570 LINEUP



COLOR CHART

- Can-Am Red
- Orange
- Yellow

OUTLANDER

GET IT DONE FROM DAY 1.

Complete ride-anywhere versatility and cost-effective capability that carries your load—and then some.

OUTLANDER PRO

UNMATCHED ALL-TERRAIN PERFORMANCE

The Outlander PRO Package has been designed with one idea in mind: get the job done. It delivers more performance than you need to haul, tow and more. We won't say it will make work easy, but easier.

OUTLANDER DPS

HANDLES WITH EASE.

Equipped with Dynamic Power Steering (DPS) for a smoother ride and more confident handling in all riding conditions.



OUTLANDER



OUTLANDER PRO



OUTLANDER MAX DPS

	KEY FEATURES	OUTLANDER	OUTLANDER PRO	OUTLANDER PRO	OUTLANDER MAX DPS	OUTLANDER MAX DPS
Engines	Model	450	450	570	450	570
	Rotax Engine Options	450 Single Cylinder	450 Single Cylinder	650 V-Twin	450 Single Cylinder	570 V-Twin
	Horsepower	38 hp	38 hp	48 hp	38 hp	48 hp
	Selectable 2WD / 4WD with Visco-Lok Front Differential	✓	✓	✓	Visco-Lok QE	Visco-Lok QE
	Tri-Mode Dynamic Power Steering (DPS)	N/A	✓	✓	✓	✓
	Intelligent Throttle Control (ITC)	N/A	✓	✓	N/A	N/A
Suspensions	Double A-Arm Front Suspension / Torsional Trailing Arm Independent (TTI) Rear Suspension	✓	✓	✓	✓	✓
	Shocks	Oil	Oil	Oil	Oil	Oil
	Tires / Wheels	25" Carlisle [†] Trail Wolf Tires / 12" Steel Wheels	26" Carlisle [†] Trail Wolf Tires / 12-in. cast-steel	26" Carlisle [†] Trail Wolf Tires / 12-in. cast-steel	25" Carlisle [†] Trail Wolf Tires / 12" Steel Wheels	25" Carlisle [†] Trail Wolf Tires / 12" Steel Wheels
Dimensions / Capacities	Length / Width / Height*	83 x 46 x 49 in. (211 x 116.8 x 124 cm)	83 x 46 x 49 in. (211 x 116.8 x 124 cm)	83 x 46 x 49 in. (211 x 116.8 x 124 cm)	83 x 46 x 49 in. (211 x 116.8 x 124 cm)	83 x 46 x 49 in. (211 x 116.8 x 124 cm)
	Rack Capacity: Front 120 lb (54.4 kg) Rear 240 lb (109 kg)	✓	✓	✓	✓	✓
	1,300 lb (590 kg) Towing Capacity	✓	✓	✓	✓	✓
	Intelligent throttle control (ITC)**	N/A	✓	✓	N/A	N/A
Features	Seat	Standard	Reinforced Seat Skin	Reinforced Seat Skin	Convertible Rack System (CRS)	Convertible Rack System (CRS)
	Anti-Theft System (D.E.S.S)	N/A	✓	✓	N/A	N/A
	Work Key (Programmable to 30km or 40km speed limit)	N/A	✓	✓	N/A	N/A
	Winch	Prewired	Prewired	Prewired	Prewired	Prewired
	Available in 2 passenger configuration	N/A	N/A	N/A	✓	✓
	Color Options					
	*For 1-up only **Includes riding modes on 570 and 650 PRO					

can-am

OUTLANDER



The Outlander lineup is as diverse as riders like you. Any Outlander has the chops to take you farther than ever, but each model and package is geared to return even better capability: For hauling, mud riding, hunting, trails, and anywhere in between.

NEW SIDE PANELS

We examined and inspected every part to see if it could improve rider comfort, including the side panels, which are new this year to provide less heat soak, better engine ventilation, and noise isolation.

HORSEPOWER LEADERS

Cross shop any Outlander with the competition and you'll notice: We always have the most power. That's not a boast, that's engineering and design. It's power with reliability and ease-of-maintenance; a truly enjoyable ride with an unmistakable soundtrack.

ADAPTABLE RIDING MODES

Standard on all 850 and 1000R engines, Intelligent Throttle Control (ITC) is what makes the Outlander and its Rotax engine so responsive and useful day-to-day. With adaptable riding modes, the ITC throttle-by-wire system ensures smooth power delivery via precise control.



REDESIGNED
TO BE THE BEST,
FROM THE
RIDER DOWN

48"

WIDE STANCE

- 2" (5.1 CM) ADDED WIDTH FOR BEST STABILITY

UP TO

91

HORSEPOWER

**NEW ROTAX
1000R ENGINE**

- MOST POWERFUL ATV ENGINE ON THE MARKET
- ADAPTABLE RIDING MODES

1,650^{lb}

[750KG]
TOWING CAPACITY

- 10% MORE THAN THE COMPETITION
- TOW & HAUL WITH CAPABILITY TO SPARE

EXPLORE OUTLANDER LINEUP

P24-P25



OUTLANDER PRO

READY TO TAKE THE JOB.

Take command of unmatched all-terrain performance with the new 2019 ... Wider, revised suspension makes the most of legendary Rotax power and toys ... We won't say it will make work easy, but easier.



OUTLANDER PRO

OUTLANDER XT

THE EXTRAS COME STANDARD.

More exterior protection, upgraded bumpers and winch ensure it's factory-fit for your next adventure.



OUTLANDER XT



OUTLANDER MAX XT



KEY FEATURES

	OUTLANDER PRO	OUTLANDER XT		
Engines	Rotax Engine Options	650 V-Twin	650 V-Twin	1000R V-Twin
	Horsepower	62 hp	62 hp	91 hp
	Selectable 2WD / 4WD with Visco-Lok Front Differential	✓	Visco-Lok QE	Visco-Lok QE
Suspensions	Tri-Mode Dynamic Power Steering (DPS)	N/A	✓	✓
	Arched Double A-Arm Front Suspension / Torsional Trailing Arm Independent (TTI) Rear Suspension, Added Front Sway Bar	✓	✓	✓
	Shocks	Oil	Oil	Oil
Tires / Wheels	Tires / Wheels	26" Carlisle® ACT Radial Tires / 12" Steel Wheels	26" ITP® Terracross Tires / 14" Cast Aluminum Wheels	26" ITP® Terracross Tires / 14" Cast Aluminum Wheels
	Length / Width / Height	86 x 48 x 49.5 in. (218.4 x 121.9 x 126 cm)	86 x 48 x 49.5 in. (218.4 x 121.9 x 126 cm)	86 x 48 x 49.5 in. (218.4 x 121.9 x 126 cm)
Dimensions	Rack Capacity: Front 100 lb (45 kg) Rear 200 lb (90 kg)	✓	✓	✓
	1,650 lb (750 kg) Towing Capacity	✓	✓	✓
	Seat	Reinforced skin	Standard	Standard
Features	Intelligent Throttle Control (iTC)	✓	N/A	✓
	Work key (programmable to 30km or 40km speed limit)	✓	N/A	N/A
	Winch	Prewired	3,000 lb (1,361 kg) WARN® Winch with Roller Fairlead	3,000 lb (1,361 kg) WARN® Winch with Roller Fairlead
	Available in 2 passenger configuration	N/A	✓	N/A
	Bumpers	N/A	Heavy-Duty Front and Rear Bumpers	Heavy-Duty Front and Rear Bumpers
	Protection	NA	Handlebar Wind Deflectors, Mudguards	Handlebar Wind Deflectors, Mudguards
	Anti-Theft System (D.E.S.S.)	✓	✓	✓
	Color Options			

OUTLANDER MAX LIMITED

FULLY-LOADED FROM THE GET-GO.

Supreme capability, style and versatility on top of the powerful 1000R Rotax engine. Handle weekend-long 2-up journeys and any conditions along the way.



OUTLANDER MAX LIMITED



OUTLANDER MAX LIMITED

1000R
V-Twin

91 hp

Visco-Lok QE

✓

✓

FOX® 1.5 PODIUM® QS3

27" Maxxis Bighorn 2.0 Tires /
14" Cast Aluminum Wheels

94 x 48 x 53 in.
(238.8 x 121.9 x 135 cm)

✓

✓

Convertible Rack System (CRS)

✓

N/A

3,000 lb (1,361 kg) WARN® Winch with Roller Fairlead

✓





Heavy-Duty Front and Rear Bumpers

Handlebar Wind Deflectors, Mudguards

✓



COLOR CHART

-  Boreal Green
-  Iron Grey and Octane Blue
-  Mossy Oak Break-Up Country Camo
-  Yellow

can-am
DS YOUTH



From the age of 6 and up, the Can-Am DS lineup teaches young riders that they don't have to have a driver's license to experience world-class design, quality, and reliability.



EXPLORE YOUTH LINEUP



DS 90 X

LOOKS TOUGH,
IS TOUGH.

Long-travel suspension for the DS 90 X improves the ride and enhances race-inspired capability for enthusiastic riders aged 10 and up.

DS 250

ENTRY TO
ANOTHER LEVEL.



For riders aged 14 and up, the DS 250 pairs a liquid-cooled 249.4cc engine, CVT and larger chassis as the last step before an adult-sized ATV.



DS 90 X



DS 250

KEY FEATURES		DS 90 X	DS 250
Engines	Engine	90	250
	Starting Driving Age	10 and Up	14 and Up
Suspensions	A-Arm Independent Front Suspension / Swingarm Rear Suspension	Double A-Arm Front Suspension	Double A-Arm Front Suspension
	Shocks	HPG Piggyback	Oil
Tires / Wheels		Front Tires: Kenda Claw 20 x 6 x 10 in. Rear Tires: Kenda Claw 18 x 10.5 x 8 in. / 8" Aluminum Wheels	Front tires: Kenda 22 x 7 x 10 in. Rear tires: Kenda 20 x 11 x 9 in. / Front: 10" Silver Steel Wheels Rear: 9" Silver Steel Wheels
Features	Length / Width / Height	59.8 x 35.6 x 36.8 in. (152 x 90.5 x 93.5 cm)	72 X 40.5 X 43.5 in. (183 X 103 X 110.5 cm)
	Color Options	 Deep Black & Can-Am Red	 Can-Am Red



EXCLUSIVE CAN-AM FEATURES




SSV POWER LEADER IN EVERY CLASS

ROTAX ENGINE

Rotax engines have become some of the most sought after engines, admired for their precision, performance and reliability.

SUSPENSIONS

Maximize bump absorption with the TTI and TTA. The Torsional Trailing A-Arms (TTA) designed specifically for utility and recreational usage will provide a smooth ride whatever the terrain, while the Torsional Trailing Arm Independent suspension (TTI) ensures the vehicle moves only in the direction you point it, resulting in better traction and optimal transfer of power to the ground.



2-YEAR WARRANTY ON CAN-AM MODELS

For 2 year after you take delivery of the vehicle, we protect its abilities with a full factory warranty.

ATV



ROTAX ENGINE

We start building every Can-Am ATV with a Rotax engine featuring best-in-class power and industry-leading power-to-weight ratio. The whole ATV is designed to work with this power, to give you a true performance edge. That's true for all of our signature engines.



TTI SUSPENSION

The only independent rear suspension that eliminates scrub and camber changes, the wheels pivot up and down rather than in a butterfly motion. This ensures the vehicle moves only in the direction you point it. Reconfigured for improved traction and optimal transfer of power to the ground.



DPS

Dynamic Power Steering (DPS) improves steering feel in low-speed working situations and in more technical terrain. It's also designed to offer less assistance at high speeds and more assistance at low speeds.



ERGONOMICS

We don't just put a seat onto an excellently performing machine, we design the entire vehicle around you. The seat position and cushion are designed to maximize comfort and offer an optimal position for the rider so you can keep going on the trail!



LinQ

The exclusive LinQ quick-attach system that enables you to add and remove Can-Am accessories in just seconds, including trunk boxes, modular bags, rack extensions and more.



VISCO-LOK

Our exclusive progressive auto-locking front differential constantly monitors front-wheel speed. If it detects one wheel spinning faster than the other, it sends more power to the wheel with better traction. The rider doesn't have to do anything to activate it. And the Visco-Lok auto-locking front differential comes without a speed limiter.

EXPLORE AN ENTIRE WORLD OF ADVENTURE WITH ALL OF OUR BRP PRODUCTS. BRP.COM



ski-doo LYNX SEADOO EVINRUDE ROTAX can-am

©2019 Bombardier Recreational Products Inc. (BRP). Products are distributed in the U.S.A. by BRP US Inc., by BRP US Inc., All rights reserved.™, ® and the BRP logo are registered trademarks of BRP or its affiliates. Visco-Lok is a trademark of GKN Viscodrivre GmbH. All other trademarks are the property of their respective owners. BRP reserves the right at any time to discontinue or change specifications, price, design, features, models or equipment without incurring any obligation. Some models depicted may include optional equipment. BRP highly recommends that all ATV drivers take a training course. For safety and training information, see your dealer, call the USA ATV Safety Institute at 1 (800) 887-2887 or the Canada Safety Council at 1-613-793-1535, #227. Never carry passengers on any ATV not specifically designed by the manufacturer for such use. Avoid excessive speed and be particularly careful on difficult terrain. All Can-Am ATV adult models are Category G ATVs (General Use Models) intended for recreational and/or utility use by an operator age 16 or older. ATVs with engine sizes of greater than 90 cc are recommended for use only by those age 16 and older, except for those designated as T14. Make sure that all laws, regulations, and BRP's warnings/recommendations for ATV passengers are respected. SSV operator must be at least 16 years old. Passenger must be at least 12 years old and able to hold handgrips and plant feet while seated against the backrest. Fasten lateral net and seat belt at all times. BRP urges you to "TREAD LIGHTLY" on public and private lands. ATVs and SSVs can be hazardous to operate. For your safety: always wear a helmet, eye protection, and other protective clothing. Read the Operator's Guide and watch the safety DVD before driving. Never ride on paved surfaces or public roads and never engage in stunt driving. Always remember that riding and alcohol/drugs don't mix. Show respect for the environment, local laws and the rights of others when you ride. Printed in Canada.

can-am

CAN-AMOFFROAD.COM



FSC logo goes here

P/N: 830201170

